

SEASONAL SPUDS

BRANSTON SPUD SQUAD

Joke Snapper

1. Write your own jokes on the lines, draw and colour the piece of paper with your own super design!

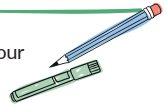

2. Cut out the square section and cut carefully along the four black dotted lines. Turn the printed side face down. Fold and crease the square along each diagonal (corner to corner). Open out again and lay flat.

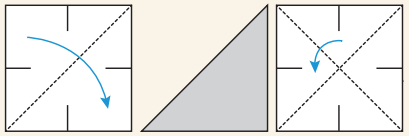

The folds cross at the centre of the square. Make the corners meet exactly and the folds sharp.

3. With the patterned side facing down, fold all four corners so that points are in the exact centre.

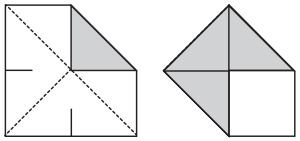

4. Turn the square over and fold all corners again into the centre.

The numbers 2 now sits next to number 3 and so on.

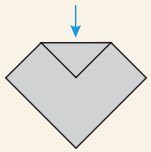

5. Turn over, fold in half in each direction.

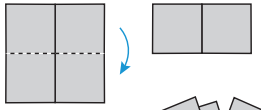

6. Open out the pockets and put your fingers and thumbs into each section.

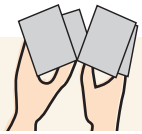

7. Ask a friend to choose which they like best – Mash, Chips, Jacket or Roast. Snap in and out to spell that word.

8. Open the snapper and ask them to pick a number. Snap in and out until you reach that number. Open that flap and read out the joke!

Follow us at @SeasonalSpuds

seasonalspuds.com