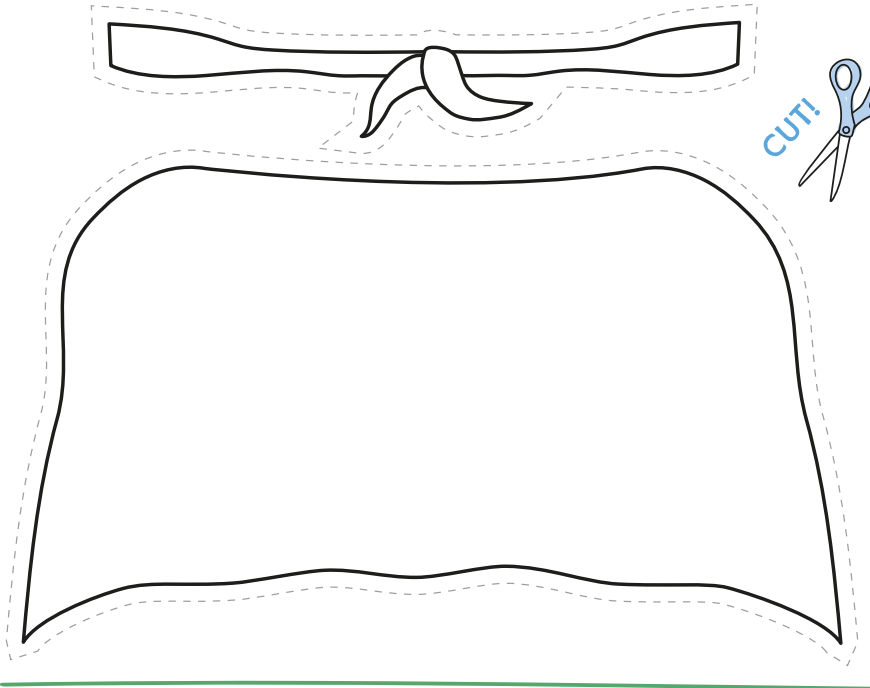


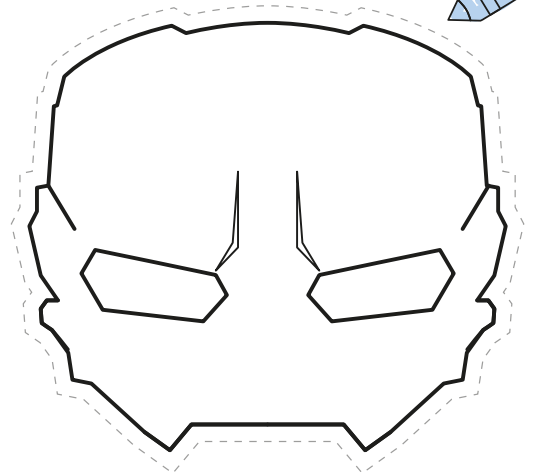

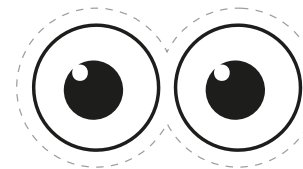


Dress-up a superhero spud

Here are some accessory options for you to choose from - colour, cut out and stick on to dress up your superhero spud (or make some accessories of your own)

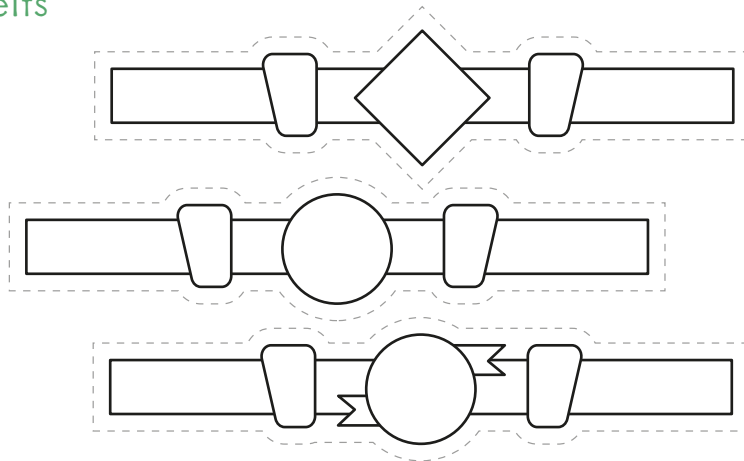
Cape



Eyes and Masks



Belts



1. PRINT OUT ON PAPER
2. CHOOSE THE ACCESSORIES FOR YOUR SPUD
3. COLOUR AND DECORATE
4. CUT OUT ALONG THE LINES
5. STICK ONTO A POTATO
6. SAVE THE WORLD!

Don't forget to take a snap of your activities and share them with us!

Remember to tag us and use the hashtag #TopTatieTips



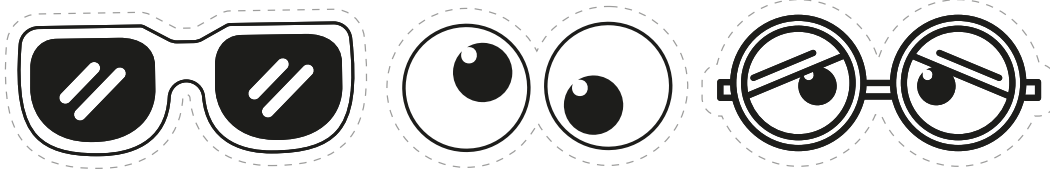
Dress-up a spud character

Here are some accessory options for you to choose from - colour, cut out and stick on to dress up your spud character (or make some accessories of your own)

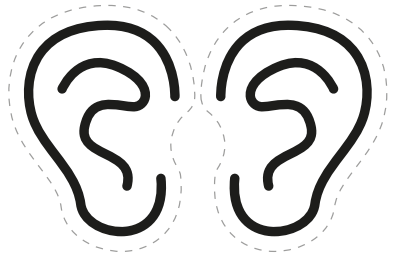
Mouths




Eyes



Ears



Accessories



Or try drawing your own...



1. PRINT OUT ON PAPER
2. CHOOSE THE ACCESSORIES FOR YOUR SPUD
3. COLOUR AND DECORATE
4. CUT OUT ALONG THE LINES
5. STICK ONTO A POTATO
6. SAVE THE WORLD!

Don't forget to take a snap of your activities and share them with us!

Remember to tag us and use the hashtag #TopTatieTips

