



Make a bug hotel





You will need...



- A large plastic bottle
- Twigs
- Pine cones
- Bark
- Moss
- Stones
- Dead leaves
- Anything else you can find, bamboo sticks or broken plant pots are great too!




Chop the top and bottom off your bottle and cut it in half, so you have two hollow cylinders.



Get your materials and arrange by size and texture – try snapping your twigs to make them a little smaller if they're too big.

If you want to hang your bug hotel, loop some garden twine round and then start layering and packing. You could make one hotel for on the ground and one for hanging from a tree or bush to see if would attract different creatures.

Stuff your bottles with your materials, make sure everything is in nice and tight, so it doesn't get blown out! Now you're ready to welcome your new guests!

 Try counting how many different insects you can see in your garden, or when out on a walk. How many can you see?

Don't forget to take a snap of your activities and share them with us!

Remember to tag us and use the hashtag #TopTatieTips

