


# Make a superhero mask




1. PRINT OUT ON THICK PAPER
2. COLOUR AND DECORATE YOUR MASK
3. MAKE HOLES FOR THE STRING
4. CUT OUT YOUR MASK ALONG THE LINES
5. TIE STRING OR THIN ELASTIC THROUGH THE HOLES
6. FIND A CAPE AND YOU'RE READY TO SAVE THE DAY!

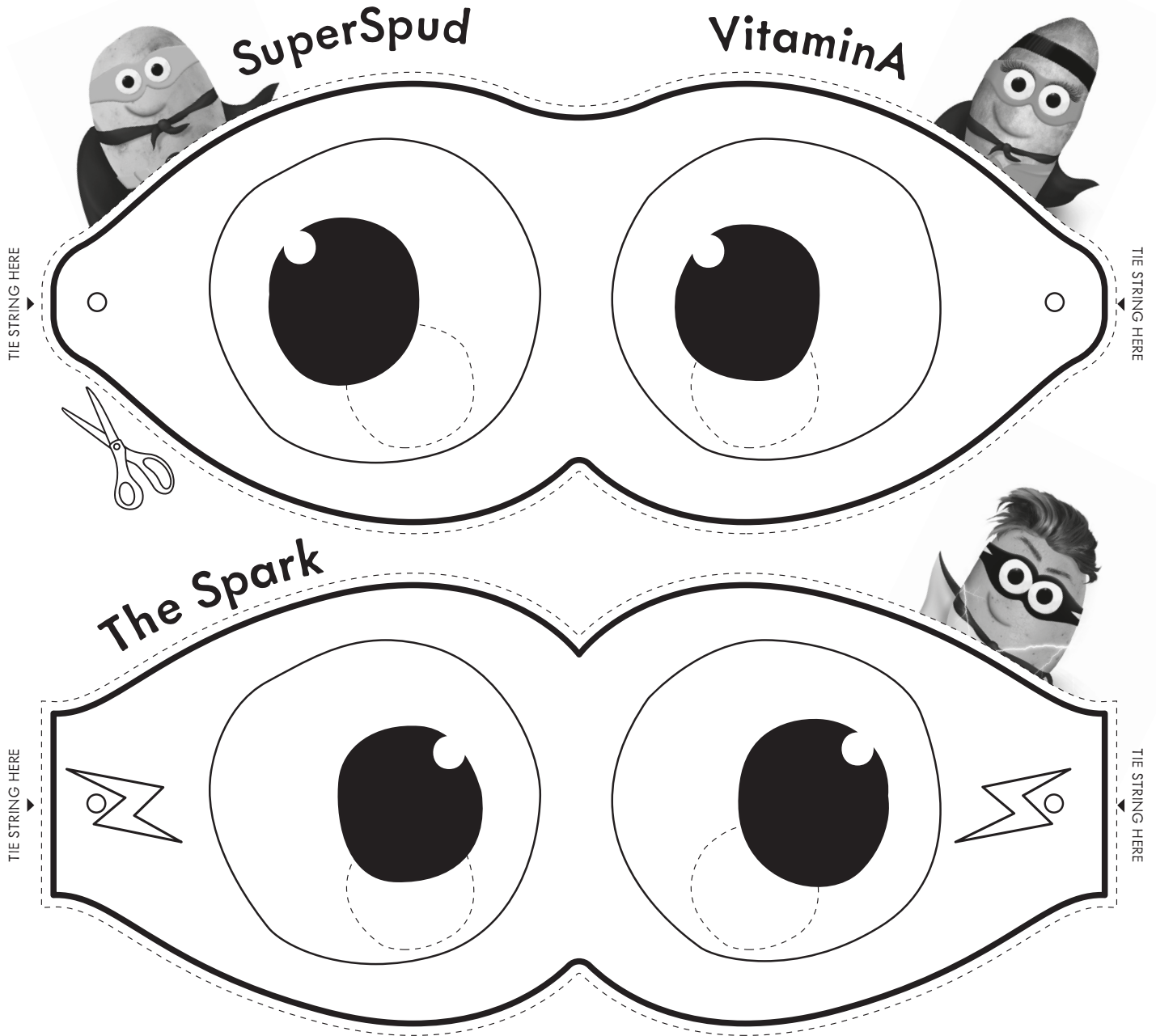
 Why not try designing your own superhero mask?

Don't forget to take a snap of your activities and share them with us!

Remember to tag us and use the hashtag  
#TopTatieTips



# Make a superhero mask




1. PRINT OUT ON THICK PAPER
2. COLOUR AND DECORATE YOUR MASK
3. MAKE HOLES FOR THE STRING
4. CUT OUT YOUR MASK ALONG THE LINES
5. TIE STRING OR THIN ELASTIC THROUGH THE HOLES
6. FIND A CAPE AND YOU'RE READY TO SAVE THE DAY!

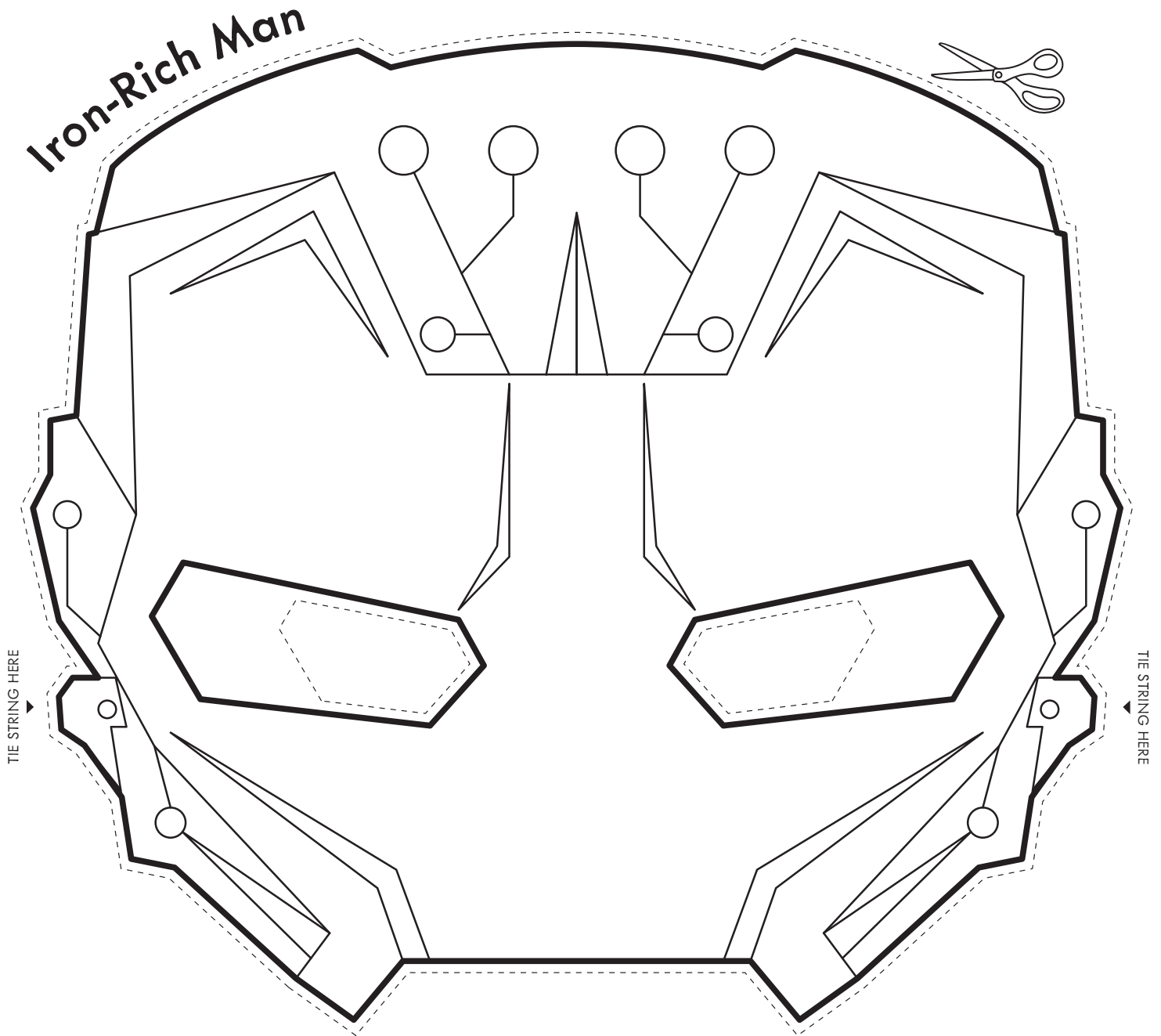
 Why not try designing your own superhero mask?

Don't forget to take a snap of your activities and share them with us!

Remember to tag us and use the hashtag #TopTatieTips



# Make a superhero mask



1. PRINT OUT ON THICK PAPER
2. COLOUR AND DECORATE YOUR MASK
3. MAKE HOLES FOR THE STRING
4. CUT OUT YOUR MASK ALONG THE LINES
5. TIE STRING OR THIN ELASTIC THROUGH THE HOLES
6. FIND A CAPE AND YOU'RE READY TO SAVE THE DAY!

 Why not try designing your own superhero mask?

Don't forget to take a snap of your activities and share them with us!

Remember to tag us and use the hashtag  
#TopTattieTips

