

Ping-it! Egg box game

Page 1 of 2

You will need...

- An empty cardboard egg box (we've used a 12-egg box)
- Acrylic or poster paints and brush
- Two pieces of wool or string around 45cm each
- A darning needle
- Glue
- You can use our printed numbers, or draw or paint your own directly on to the egg box

To play you will need...

- 6 elastic bands per player 5-6cm long with a knot tied at one end (if you have longer elastic bands you can knot them and cut into smaller ones)
- Paper and pencil to keep score




How to make it ...

- 1 Cut the flap off the egg box.
- 2 Paint the egg box in your choice of colours and let it dry thoroughly.

Number each of the hollows with 1, 2 or 3.


Number each of the points with 6.

- 3 Thread a piece of wool or string down from the indent in the top of the box, down through the edge of the bottom section and up again, through the top, with a gap of 1cm between each hole. Tie the ends on the outside of the top of the box so that the lid stays up for playing.



Don't forget to take a snap of your activities and share them with us!

Remember to tag us and use the hashtag #TopTatieTips



Ping-it! Egg box game

Page 2 of 2




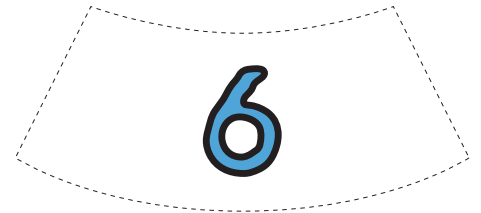
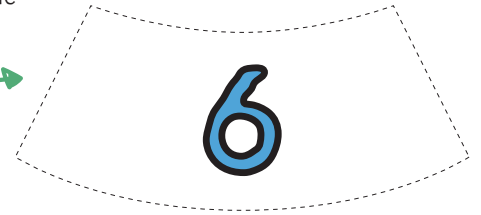

How to play...

Open up the lid. Give each player 6 elastic bands.

Each player takes turns to 'ping' their elastic bands into the game box.

Any bands that loop around a point score 6. Others that land in the hollows get that score.

Add up the total for each player and get the elastic bands back before the next player has a go. Have fun! Watch out for any small children or animals!



Numbers for you to cut out and stick ...

